

UNIVERSAL JOINT KIT (UJ CROSS)

LCV - 1410 SERIES

RFL



30mm | 106.3mm

VDUJ1410L106 - 15-160X - (Size : 30 x 106.3)

APPLICATIONS: TATA LPT/SFC 909/709 EX/407 EX/LPT/SFC/LPK TIPPER/A-L CORGO 709/909

LCV - 1410 SERIES

RFL



30mm | 92mm

VDUJ1410L92 - 15-178X - (Size : 30 x 92)

APPLICATIONS: TATA LPT/SFC 909/709 EX/407 EX/LPT/SFC/LPK TIPPER/A-L CORGO 709/909

LCV - 55 SERIES

LFL



34.9mm | 106.3mm

SDUJ0055L106 - 5016287 - (Size : 34.9 x 106.3)

APPLICATIONS: JCB 30X, Tata 909

MCV- 1550 SERIES

RFL



34.9mm | 126.1mm

SDUJ1550L126 - 5-155X - (Size : 34.9 x 126.1)

APPLICATIONS: stag BS-2 /Stag MIDI & Lynx 3.9/Iveco cargo 912/CT161/Ecomet/Comet Tipper 115"WB 1613/Tata LPT 1109

MCV - 1550 SERIES

RFL



34.9mm | 126.1mm

VDUJ1550L126 - 15-155X - (Size : 34.9 x 126.1)

APPLICATIONS: stag BS-2 /Stag MIDI & Lynx 3.9/Iveco cargo 912/CT161/Ecomet/Comet Tipper 115"WB 1613/Tata LPT 1109
OE No:

MCV - 70 SERIES

LFL



34.9mm | 126.1mm

SDUJ0070L126 - SPL70X - (Size : 34.9 x 126.1)

OE No: 2821-4111-0130
APPLICATIONS: stag BS-2 /Stag MIDI & Lynx 3.9/Iveco cargo 912/CT161/Ecomet/Comet Tipper 115"WB 1613/Tata LPT 1109

HCV - 90 SERIES

RFL



41.3mm | 125.9mm

SDUJ0090L126 - SPL90X - (Size : 41.3 x 125.9)

APPLICATIONS: TATA TRUCK/TIPPER/TRACTOR/BUS/ 1613/2515/2516/1615/3015/3016/1518/1616/1623/ A-L 3516 & 2516 H/2214/3014H BSII & 4018 TRACTOR /VINKING ESO 623/12M RE Bus
OE No: 279-00-0155

HCV - 100 SERIES

LFL



41.3mm | 125.9mm

SDUJ0100L126 - SPL100X - (Size : 41.3 x 125.9)

APPLICATIONS: TATA TRUCK/TIPPER/TRACTOR/BUS /1613/2515/2516/1615/3015/3016/1518/1616/1623/ A-L 3516 & 2516 H/2214/3014H BSII & 4018 TRACTOR /VINKING ESO 623/12M RE Bus
OE No: 2750-4111-0101

HCV - 90 SERIES

RFL



41.3mm | 125.9mm

VDUJ0090L126 - 15-SPL90X - (Size : 41.3 x 125.9)

APPLICATIONS: TATA TRUCK/TIPPER/TRACTOR/BUS/ 1613/2515/2516/1615/3015/3016/1518/1616/1623/ A-L 3516 & 2516 H/2214/3014H BSII & 4018 TRACTOR/VINKING ESO 623/12M RE Bus

UNIVERSAL JOINT KIT (UJ CROSS)

HCV - 1710 SERIES

RFL



49mm 173mm

SDUJ1710L173 - 5-280X - (Size : 49 x 173)

APPLICATIONS: Tata LPO 1618 Bus/LPT 3118 Truck/ LPT 2518 BS III Truck/ LPT 2521 BS IV Truck/AMW 2518 6X2 HL 180/ AMW 2518HL-5400WB/AMW Tractor-6X4 3850WB 235 HP/AMW Tractor-4X2. Tipper 6X4 4300WB 250/ A-L 2516 Tipper/4921 6X4 Tractor/A-L3121 240WB 8X2/MAN FORC - 25 T NEW-6-850
 OE No: 285-01-0325

HCV - 1710 SERIES

RFL



49mm 173mm

VDUJ1710L173 - 15-280X - (Size : 49 x 173)

APPLICATIONS: Tata LPO 1618 Bus/LPT 3118 Truck/LPT 2518 BS III Truck/ LPT 2521 BS IV Truck/AMW 2518 6X2 HL 180/ AMW 2518HL-5400WB/AMW Tractor-6X4 3850WB 235 HP/AMW Tractor-4X2. Tipper 6X4 4300WB 250/A-L 2516 Tipper/4921 6X4 Tractor/A-L3121 240WB 8X2/MAN FORC - 25 T NEW-6-850
 OE No: 8854-4101-4018

HCV - 2040 SERIES

LFL



47.7mm 135.3mm

SDUJ2040L135L - 7687400600160 - (Size : 47.7 x 135.3)

APPLICATIONS: LPS 4928/LPTA 3138/LPO 1624,1623,1625, 1628/LPK 2521,2528,2523,3123/GBLPK 2528/GBLPO 1925/ LPTA 1623,1828,2038/LPTA 5252/LPS 4923/LPT 3721/ TRANSLPK 2523/TRANSLPO 1623
 OE No: 5020 4111 0101

HCV - 2040 SERIES

RFL



47.7mm 135.5mm

SDUJ2040L135R - 7687400600000 - (Size : 47.7 x 135.5)

APPLICATIONS: LPS 4928/LPTA 3138/LPO 1624,1623,1625, 1628/LPK 2521,2528,2523,3123/GBLPK 2528/GBLPO 1925/ LPTA 1623,1828,2038/LPTA 5252/LPS 4923/LPT 3721/ TRANSLPK 2523/TRANSLPO 1623

HCV - 2045 SERIES

LFL



52mm 147mm

SDUJ2045L147L 7687450600160 - (Size : 52 x 147)

APPLICATIONS: LPS 4028/GBLPS 4928/LPK 3138/LPK 3128/ GBLPT 3128/GBLPK 2528/ GBLPTA_1628/LPTA_1628/LPTA 1828/ GBLPS 4928/LPK 3128/LPK 2528/ GBLPS 4923/LPK 2523/LPO 2630/LPO 2138/LPS 4923/LPS 4023/LPK 2538/ LPK 2523/LPK 3123/LPTA 2038/LPT 3721/COWLLPT 3723/ CowLPTA 1623/ LPK 2538/LHD-RHDLPK 2528/LPK 2528/LPK 2521/E79TRANSLPK 2523/ MANUAL TRANSLPS 4038/LPT 3723/ COWLLPTA 1828/LPTA 1628
 OE No: 2885-4111-0102

HCV - 2045 SERIES

LFL



52mm 147mm

SDUJ2045L147R -7687450600000 - (Size : 52 x 147)

APPLICATIONS: LPS 4028/GBLPS 4928/LPK 3138/LPK 3128/GBLPT 3128/ GBLPK 2528/ GBLPTA_1628/ LPTA_1628/LPTA 1828/ GBLPS 4928/LPK 3128/LPK 2528/ GBLPS 4923/LPK 2523/LPO 2630/LPO 2138/LPS 4923/LPS 4023/LPK 2538/ LPK 2523/LPK 3123/LPTA 2038/LPT 3721/ COWLLPT 3723/ CowLPTA 1623/ LPK 2538/LHD-RHDLPK 2528/LPK 2528/LPK 2521/ E79TRANSLPK 2523/ MANUAL TRANSLPS 4038/LPT 3723/ COWLLPTA 1828/LPTA 1628
 OE No: NA

HCV - 2055 SERIES

LFL



57mm 152mm

SDUJ2055L152L - 7687550600160 - (Size : 57 x 152)

APPLICATIONS: LPTA 3138/ LPTA_1628/ LPTA 2038/ LPK 2528
 OE No: 5032-4111-0101

HCV - 2060 SERIES

LFL



59mm 167.7mm

SDUJ2060L168L - 7687600600160 - (Size : 59 x 167.7)

APPLICATIONS: LPK 3138/ LPTA 5252/ LPK 2538/ LHD-RHDLPK 2528/ LPO 2138
 OE No: 2880-4111-0101

HCV - EQ - 90

RFL



46.1mm 122.8mm

VDUJEQ90L122 - 15-700X - (Size : 46.1 x 122.8)

APPLICATIONS: TATA TRUCK/TIPPER/TRACTOR/BUS/ 1613/2515/2516/1615/3015/3016/1518/1616/1623/ A-L 3516 & 2516 H/2214/3014H BSII & 4018 TRACTOR/ VINKING ESO 623/12M RE Bus
 OE No: 2576-4111-0141

UNIVERSAL JOINT KIT (UJ CROSS)

SCV - 1310

RFL



27mm 81.7mm

VDUJ1310L83M - 15-252X - (Size : 27 x 81.7)

APPLICATIONS: All Mahindra Utility Models & Jeep Modified Greased, Scorpio

SCV - 1350

RFL



30.2mm 92mm

VDUJ1350L92 - 15-178X - (Size : 30.2 x 92)

APPLICATIONS: Scorpio Eagle, Xylo High End, Thar

LCV - 1480

RFL



34.9mm 106.3mm

VDUJ1480L106 - 15-188X - (Size : 34.9 x 106.3)

APPLICATIONS: TATA 407/410 BSIII

HCV - 325 AM

RFL



42mm 119mm

VDUJ0325L119 - 15-702X - (Size : 42 x 119)

APPLICATIONS: LPK 2516 (GB 60); LPO 1618; LPT 2518; LPT 1613; LPO 1512; SK/SE 1613
 OE No: 2632-4110-0117

HCV - 403 AM

RFL



42mm 129mm

VDUJ0403L129 - 15-703X - (Size : 42 x 129)

APPLICATIONS: LPK 1518; LPK 1616; 1613; 1621; 2518
 OE No: 2171-4112-0127

HCV - 490 AM

RFL



48mm 135mm

VDUJ0490L135 - 15-701X - (Size : 48 x 135)

APPLICATIONS: LPT 3118; 1616; 1623; 4923; 4928; 4021; 2518; 1618; 1615; VE2100; MTBL 25T
 OE No: 2167-4112-0105

YOKE SHAFT (YOKE SHOFT ASSEMBLY)

HCV - 0090 SERIES

SDYS0090K051 - INSKU-100256/100051

APPLICATIONS: 2516, 2214/ VECV 33.25 Galaxy/ TATA 2518
OE No: 2641 4111 0124

HCV - 0090 SERIES

SDYS0090K147 - INSKU-100258/100147

APPLICATIONS: 3516/ TATA 1613/LPO1621/1616/1618

HCV - 0090 SERIES

SDYS0090K276 - INSKU-100256/100276

APPLICATIONS: 2516, 2214/ VECV 33.25 Galaxy/ TATA 2518

HCV - 0090 SERIES

SDYS0090K433 - INSKU-100258/100433

APPLICATIONS: 3516/ TATA 1613/LPO1621/1616/1618

HCV - 0090 SERIES

SDYS0090K524 - INSKU-100256/100524

APPLICATIONS: 2516, 2214/ VECV 33.25 Galaxy/ TATA 2518

HCV - 1710 SERIES

SDYS1710K521 - 6-3-2651KX/ 6-40-521

APPLICATIONS: AMW 2518 Tractor; AL 2516/4921/ 3123; TATA 4018/1618/3118/2518/2521

HCV - 1710 SERIES

SDYS1710K541 - 6-3-2671KX/ 6-40-541

APPLICATIONS: 2516 MINING TIPPER/ TATA LPO BUS 1623/ 1625/ 1628

HCV - 2040 SERIES

SDSY2040IAL346 - 66874077802130348

APPLICATIONS: 4936, 4436TR, HMV, 3119N; BENZ 2523C, 2528C, 3128C/ 3123R; VECV TERRA 25/ HAULAGE/ TRACTOR; MAN CLA 20.326; TATA LPS 4928/ LPTA 3138/ LPO 1624/1623/1628/ LPK 2528/ LPTA 1623/ LPK 2523/ LPK 3123/ LPTA 2038/ LPT 3721/ LPK 2528/ LPO 1624/ LPO 1623
OE No: A4004110405

HCV - 2040 SERIES

SDSY2040ISL180 - 66874077802040348

APPLICATIONS: 4936, 4436TR, HMV, 3119N; BENZ 2523C, 2528C, 3128C/ 3123R; VECV TERRA 25/ HAULAGE/ TRACTOR; MAN CLA 20.326; TATA LPS 4928/ LPTA 3138/ LPO 1624/1623/1628/ LPK 2528/ LPTA 1623/ LPK 2523/ LPK 3123/ LPTA 2038/ LPT 3721/ LPK 2528/ LPO 1624/ LPO 1623

YOKE SHAFT (YOKE SHOFT ASSEMBLY)

HCV - 2040 SERIES

321mm / 12.6"
34 Splines

SDSY2040SSL160L - 66874077802220321

APPLICATIONS: 4936, 4436TR, HMV, 3119N; BENZ 2523C, 2528C, 3128C/ 3123R; VECV TERRA 25/ HAULAGE/ TRACTOR; MAN CLA 20.326; TATA LPS 4928/ LPTA 3138/ LPO 1624/1623/1628/ LPK 2528/ LPTA 1623/ LPK 2523/ LPK 3123/ LPTA 2038/ LPT 3721/ LPK 2528/ LPO 1624/ LPO 1623

HCV - 2040 SERIES

261mm / 10.3"
34 Splines

SDSY2040SL110 - 66874070802040261

APPLICATIONS: 4936, 4436TR, HMV, 3119N; BENZ 2523C, 2528C, 3128C/ 3123R; VECV TERRA 25/ HAULAGE/ TRACTOR; MAN CLA 20.326; TATA LPS 4928/ LPTA 3138/ LPO 1624/1623/1628/ LPK 2528/ LPTA 1623/ LPK 2523/ LPK 3123/ LPTA 2038/ LPT 3721/ LPK 2528/ LPO 1624/ LPO 1623

HCV - 2040 SERIES

301mm / 11.8"
34 Splines

SDSY2040SSL140 - 66874077802160301

APPLICATIONS: 4936, 4436TR, HMV, 3119N; BENZ 2523C, 2528C, 3128C/ 3123R; VECV TERRA 25/ HAULAGE/ TRACTOR; MAN CLA 20.326; TATA LPS 4928/ LPTA 3138/ LPO 1624/1623/1628/ LPK 2528/ LPTA 1623/ LPK 2523/ LPK 3123/ LPTA 2038/ LPT 3721/ LPK 2528/ LPO 1624/ LPO 1623

HCV - 2040 SERIES

341mm / 13.4"
34 Splines

SDSY2040SSL180L - 66874077802160341

APPLICATIONS: 4936, 4436TR, HMV, 3119N; BENZ 2523C, 2528C, 3128C/ 3123R; VECV TERRA 25/ HAULAGE/ TRACTOR; MAN CLA 20.326; TATA LPS 4928/ LPTA 3138/ LPO 1624/1623/1628/ LPK 2528/ LPTA 1623/ LPK 2523/ LPK 3123/ LPTA 2038/ LPT 3721/ LPK 2528/ LPO 1624/ LPO 1623
OE No: A4004110305

HCV - 2045 SERIES

361mm / 14.2"
38 Splines

SDSY2045ISL180R - 66874577802070361

APPLICATIONS: VECV 37T, CLA 31.440
OE No: 2632 4111 0131

HCV - 2045 SERIES

273mm / 10.7"
38 Splines

SDSY2045SL110 - 66874570802030273

APPLICATIONS: 3123 TIPPER/ 3123 TIPPER/ FVDP 2523/ FV 4023; Benz 2523C/ 3128C; VECV TERRA 25T/ TERRA 25/ 40TON TIPPER/ VE 2100; MAN CLA 40.220/ 40 TON TRACTOR HEAD; TATA LPS 4028/4928/ LPK 3128/ LPTA 3138/ LPK 2528/ LPTA 1628/ LPS 4027/ LPS 4923/ LPTA 2038/ LPT 3721

HCV - 2045 SERIES

361mm / 14.2"
38 Splines

SDSY2045ISL180L - 66874577802040361

APPLICATIONS: OE No: 8854 4410 2518/2809 4110 0111
APPLICATIONS: 3123 TIPPER/ 3123 TIPPER/ FVDP 2523/ FV 4023; Benz 2523C/ 3128C; VECV TERRA 25T/ TERRA 25/ 40TON TIPPER/ VE 2100; MAN CLA 40.220/ 40 TON TRACTOR HEAD; TATA LPS 4028/4928/ LPK 3128/ LPTA 3138/ LPK 2528/ LPTA 1628/ LPS 4027/ LPS 4923/ LPTA 2038/ LPT 3721

HCV - 2047 SERIES

273mm / 10.7"
38 Splines

SDSY2047SL110 - 66874570802070273

APPLICATIONS: TATA BS4 LPK 2528, MNL 25T HD TIPPER, EML 25T TIPPER, MAN 20.326

HCV - 2055 SERIES

270mm / 10.6"
38 Splines

SDSY2055SL110 - 66875570802000294

APPLICATIONS: HMV; Benz 2528C/ 3128C/ 4928; LPTA 3138/ 1628/ 2528
OE No: A4004110505

YOKE SHAFT (YOKE SHOFT ASSEMBLY)

HCV - 2060 SERIES



360mm/14.1"
38 Splines

SDSY2060SL110 - 66876070802000310

APPLICATIONS: FV 2636/ FV 3136; VECV 40 TON TIPPER; TATA LPK 3138/ 2538/ 2528

MCV - EQ90



301mm/11.8"
16 Splines

VDYSEQ90S16 - 10014214

APPLICATIONS: TATA 1312, 1612

MCV - 325 AM



317.5mm/12.5"
20 Splines

VDSY0325S20R - 10009009

APPLICATIONS: TATA 2515 EX /1613 T

MCV - 403 AM



317.4mm/12.5"
20 Splines

VDSY0403S20R - 10001007

APPLICATIONS: TATA 2516

HCV - 0403 AM



374.4mm/14.7"
20 Splines

VDYS0403L433 - 10036320

APPLICATIONS: TATA 2518

HCV - 0403 AM



406.4mm/16"
20 Splines

VDYS0403S20LR - 10021622

APPLICATIONS: TATA 2518

HCV - 490 AM



100mm/3.9"
30 Splines

VDSY0490S30R - 10009011

APPLICATIONS: TATA 2518/ 4018

HCV - 0490 AM



100mm/3.9"
30 Splines

VDYS0490S30LR - 10021624

APPLICATIONS: TATA 4018

CENTER BEARING KIT (RUBBER,BRACKET,BEARING)

LCV - 1410 SERIES



SDCB1410CB - 210085-1X

APPLICATIONS: TATA LPT/SFC 909/709 EX / 407 EX / LPT / SFC / LPK TIPPER /CORGO 709 / 909/ 407 Turbo / Mahindra Tourister, Load King, Cap King
OE No: 2641 4111 0124

LCV - 1410 SERIES



SDCB1410BP192 - 230549

APPLICATIONS: TATA LPT/SFC 909/709 EX / 407 EX / LPT / SFC / LPK TIPPER /CORGO 709 / 909/ 407 Turbo / Mahindra Tourister, Load King, Cap King
OE No: 2641 4111 8202

LCV - SPL-55 SERIES



SDCB0055KBM - 5020333

APPLICATIONS: TATA 1109 / 709

LCV - SPL-55 SERIES



SDCB0055B - 5019394

APPLICATIONS: TATA 1109 / 709

MCV - 1550 SERIES



SDCB1550K - 212005-1X

APPLICATIONS: VIKING/CHEETHA /STAG BS-II / STAG MIDI & Lynx 3.9 / IVECO CARGO 912 / CT1613 / E-COMET/ COMET TIPPER 115" WB 1613 / TATA LPT 1109 /2516 H / 2214 / EICHER 20.13/33.25
OE No: 2750 4130 0101

MCV - 1550 SERIES



SDCB1550KB - 212005-1XM

APPLICATIONS: VIKING/CHEETHA /STAG BS-II / STAG MIDI & Lynx 3.9 / IVECO CARGO 912 / CT1613 / E-COMET/ COMET TIPPER 115" WB 1613 / TATA LPT 1109 /2516 H / 2214 / EICHER 20.13/33.25

MCV - 1550 SERIES



SDCB1550RH2 - 232832-1

APPLICATIONS: VIKING/CHEETHA /STAG BS-II / STAG MIDI & Lynx 3.9 / IVECO CARGO 912 / CT1613 / E-COMET/ COMET TIPPER 115" WB 1613 / TATA LPT 1109 /2516 H / 2214 / EICHER 20.13/33.25
OE No: 2632 4111 6301

MCV - 1550 SERIES



SDCB1550CBR - 210092X

APPLICATIONS: VIKING/CHEETHA /STAG BS-II / STAG MIDI & Lynx 3.9 / IVECO CARGO 912 / CT1613 / E-COMET/ COMET TIPPER 115" WB 1613 / TATA LPT 1109 /2516 H / 2214 / EICHER 20.13/33.25
OE No: 2632 4111 0131

MCV - 1550 SERIES



SDCB1550B - 230148

APPLICATIONS: VIKING/CHEETHA /STAG BS-II / STAG MIDI & Lynx 3.9 / IVECO CARGO 912 / CT1613 / E-COMET/ COMET TIPPER 115" WB 1613 / TATA LPT 1109 /2516 H / 2214 / EICHER 20.13/33.25
OE No: 2632 4130 3302

CENTER BEARING KIT (RUBBER,BRACKET,BEARING)

HCV - SPL90 SERIES



SDCB0090BM - INSKU-100779

APPLICATIONS: TATA LPT 1518 - Front & Middle P-II / LPT 2515 TC 60 WB BS II Front Shaft / LPT 2515 TC 60 WB BS II Middle Shaft
OE No: 5505 4130 0108

HCV - 1710 SERIES



SDCB1710K - 5003323

APPLICATIONS: TATA LPO 1618 BUS / LPT 3118 TRUCK / LPT 2518 BS III TRUCK PUNE / LPT 2521 BS IV TRUCK / AMW 2518 6X2 HL 180 HP-5000 WB / AMW2518HL-5400WB / AMW TRACTOR -6X4 3850WB 235 HP / AMWAMWTRACTOR -4X2.TIPPER 6X4 4300WB 250 / A-L 2516 TIPPER / 4921 6X4 TRACTOR / A-L3121 240WB8X2 /MAN FORC - 25 T NEW-6-850
OE No: 2846 4110 0104

HCV - 1710 SERIES



SDCB1710KB - 5003323-XM

APPLICATIONS: TATA LPO 1618 BUS / LPT 3118 TRUCK / LPT 2518 BS III TRUCK PUNE / LPT 2521 BS IV TRUCK / AMW 2518 6X2 HL 180 HP-5000 WB / AMW2518HL-5400WB / AMW TRACTOR -6X4 3850WB 235 HP / AMWAMWTRACTOR -4X2.TIPPER 6X4 4300WB 250 / A-L 2516 TIPPER / 4921 6X4 TRACTOR / A-L3121 240WB8X2 /MAN FORC - 25 T NEW-6-850

HCV - 1710 SERIES



SDCB1710B - 5003324

APPLICATIONS: TATA LPO 1618 BUS / LPT 3118 TRUCK / LPT 2518 BS III TRUCK PUNE / LPT 2521 BS IV TRUCK / AMW 2518 6X2 HL 180 HP-5000 WB / AMW2518HL-5400WB / AMW TRACTOR -6X4 3850WB 235 HP / AMWAMW TRACTOR-4X2.TIPPER 6X4 4300WB 250 / A-L 2516 TIPPER / 4921 6X4 TRACTOR / A-L3121 240WB8X2 /MAN FORC - 25 T NEW-6-850
OE No: 2846 4130 3304

HCV - 1710 SERIES



SDCB1710RH (5003325)

APPLICATIONS: TATA LPO 1618 BUS / LPT 3118 TRUCK / LPT 2518 BS III TRUCK PUNE / LPT 2521 BS IV TRUCK / AMW 2518 6X2 HL 180 HP-5000 WB / AMW2518HL-5400WB / AMW TRACTOR -6X4 3850WB 235 HP / AMWAMW TRACTOR-4X2.TIPPER 6X4 4300WB 250 / A-L 2516 TIPPER / 4921 6X4 TRACTOR / A-L3121 240WB8X2 /MAN FORC - 25 T NEW-6-850
OE No: 279-00-0230

HCV - 1710 SERIES



SDCB1710CBR - 5001950

APPLICATIONS: TATA LPO 1618 BUS / LPT 3118 TRUCK / LPT 2518 BS III TRUCK PUNE / LPT 2521 BS IV TRUCK / AMW 2518 6X2 HL 180 HP-5000 WB / AMW2518HL-5400WB / AMW TRACTOR -6X4 3850WB 235 HP / AMWAMW TRACTOR-4X2.TIPPER 6X4 4300WB 250 / A-L 2516 TIPPER / 4921 6X4 TRACTOR / A-L3121 240WB8X2 /MAN FORC - 25 T NEW-6-850
OE No:6903AAP00130N

HCV - 2045 SERIES



SDCB2045KBM - 6613550500930

APPLICATIONS: TATA LPT 1518 - LPS 4023, 4028, 4923, / GBLPS 4928/LPK 2523, 2528, 2538, 3123, 3128, 3138/GBLPT 3128/GBLPK 2528/ GBLPTA_1628/LPTA_1628/LPTA 1828/ GBLPS 4928/GBLPS 4923/LPO 2630/LPO 2138/LPTA 2038/ LPT 3721/COWLLPT 3723/CowLPTA 1623/LPK 2528/LPK 2521 E79TRANSLPK 2523/ MANUAL TRANSLPS 4038/LPT 3723/ COWLLPTA 1828/LPTA 1628
OE No: 5022 4199 0103

HCV - 2045 SERIES



SDCB2045KBO - 6613550500870

APPLICATIONS:LPS 4023, 4028, 4923, /GBLPS 4928/LPK 2523, 2528, 2538, 3123, 3128, 3138/GBLPT 3128/GBLPK 2528/ GBLPTA_1628/LPTA_1628/LPTA 1828/ GBLPS 4928/ GBLPS 4923/LPO 2630/LPO 2138/LPTA 2038/LPT 3721/ COWLLPT 3723/CowLPTA 1623/LPK 2528/LPK 2521/E79 TRANSLPK 2523/ MANUAL TRANSLPS 4038/LPT 3723/ COWLLPTA 1828/LPTA 1628
OE No: 5022 4199 0103

HCV - 2055 SERIES



SDCB2055KBO - 6613700500230

APPLICATIONS:LPTA 3138/ LPTA_1628/ LPTA 2038/ LPK 2528

CENTER BEARING KIT (RUBBER,BRACKET,BEARING)

HCV - 2060 SERIES

220mm
191.5mm
BEARING ID 70mm

SDCB2060KBM - 6613700500330

APPLICATIONS: LPK 3138/ LPTA 5252/ LPK 2538/
LHD-RHDLPK 2528/ LPO 2138
OE No: A400 4110 312

MCV/HCV - 325

45mm
135mm

VDCB0325K - 10072766

APPLICATIONS: LPK 2516 (GB 60); LPO 1618; LPT 2518;
LPT 1613; LPO 1512; SK/SE 1613
OE No: 22073-4130-4301

MCV/HCV - 403

55mm
142mm

VDC0403KM - 10072765

APPLICATIONS: LPK 1518; LPK 1616; 1613; 1621; 2518
OE No: 2194-4110-0101

MCV/HCV - 403

45mm
141mm

VDCB0403K - 10072764

APPLICATIONS: LPK 1518; LPK 1616; 1613; 1621; 2518

HCV - 490

55mm
146mm

VDCB0490K - 10072763

APPLICATIONS: LPT 3118; 1616; 1623; 4923; 4928; 4021;
2518; 1618; 1615; VE2100; MTBL 25T

HCV- 490

55mm
173mm

VDCB0490KN - 10076366

APPLICATIONS: LPT 3118; 1616; 1623; 4923; 4928; 4021;
2518; 1618; 1615; VE2100; MTBL 25T
OE No: 2846-4110-0111

FLANGE YOKE (CROSS HOLDER)

HCV - 1710 SERIES



4 Holes
150mm
102mm
Serrated

SDFY1710D150T - 6-2-15

APPLICATIONS: TATA LPO 1618 BUS / LPT 3118 TRUCK / LPT 2518 BS III TRUCK PUNE / LPT 2521 BS IV TRUCK / AMW 2518 6X2 HL 180 HP-5000 WB / AMW2518HL-5400WB / AMW TRACTOR-6X4 3850WB 235 HP / AMW TRACTOR-4X2 TIPPER 6X4 4300WB 250 / A-L 2516 TIPPER / 4921 6X4 TRACTOR / A-L3121 240WB8X2 / MAN FORC - 25 T NEW-6-850 Mating UJ Cross: (173 X 49.2)
 OE No: 2846 4112 5101

HCV - 1710 SERIES



8 Holes
165mm
126mm
Plain

SDFY1710D165 - 6-2-1259

APPLICATIONS: TATA LPO 1623 BUS / TATA LPK 2516 GB600 / TATA LPS 4018 Mating UJ Cross: (173 X 49.2)
 OE No: 2841 4112 5101

HCV - 1710 SERIES



4 Holes
180mm
108mm
Serrated

SDFY1710D180T - 6-2-25

APPLICATIONS: TATA LPO BUS 1623 / LPO 1625 / LPO BUS 1628 Mating UJ Cross: (173X 49.2)
 OE No: 279-00-0142

HCV - 1710 SERIES



12 Holes
205mm
111mm
Plain

SDFY1710D205 - 6-2-1279

APPLICATIONS: AMW 2518 6X2 HL 180 HP / AMW TRACTOR 6X4 3850 WB & 4300 WB / EICHER 40.40 25 TON 6 X 4 TIPPER Mating UJ Cross: (173 X 49.2)
 OE No: IA222173

HCV - 2040 SERIES



4 Holes
155mm
83.5mm
Serrated

SDFY2040D150T - 2687402000500

APPLICATIONS: LPS 4928/ LPO 1624 LE RE Diesel Bus/ LPO 1623/ LPO 1628/ LPK 2528/ LPK 2528/ LPO 1925/ LPS 4021/ LPO 1625/ LPTA 1623/ LPO 1624/ LPO 1623 Mating UJ Cross: (135 X 47.6)
 OE No: A4004111111

HCV - 2040 SERIES



4 Holes
155mm
102mm
Serrated

SDFY2040ID150T - 2687402700510

APPLICATIONS: MULTI axel COACH3119N/ Terra25/ 49TR/ 25THD Tipper/ LPS 4928/ LPO 1621/ LPK 2523/ LPS 4923/ LPK 2523/ LPK 3123/ LPT 3721/ LPTA 1623/ LPK 2528/ LPK 2521/ CLA 31.280 8X4 Tipper Mating UJ Cross: (135 X 47.6)
 OE No: 2167-4112-5112

HCV - 2040 SERIES



4 Holes
180mm
102mm
Serrated

SDFY2040ID180T - 2687402700520

APPLICATIONS: HMV 6X6 axle/ HMV 6X6/ HMV 6X6 SHA-8T MERITOR axle4936 / 4436TR/ Tractor 4X2 with Eicher axle VE2100/ LPTA 3138/ LHDLPTA 1628/ LPTA 5252/ LPTA 5252/ LPTA 2038/ LPK 2523 Mating UJ Cross: (135 X 47.6)

HCV - 2045 SERIES



4 Holes
180mm
87mm
Serrated

SDFY2045D180T - 2687452000500

APPLICATIONS: 3128C Mining tipper/ 4023TT/ 4028TT/ 4026 Tractor/ 3123/ EXPORTFV3136/ AT4430FV3136/ AT4700FVDP 2523/ New SuspensionFV 4023 WITH ALLISON TRANSMISSION, HMV 6X6 SHA 8T Meritor Axle Mating UJ Cross: (147X 52.04)
 OE No: 2885-4111-5101

HCV - 2045 SERIES



4 Holes
155mm
100mm
Serrated

SDFY2045ID150T - 2687452727500

APPLICATIONS: 2523C TRUCK/ 40 TON TIPPER/LPK 3138 52 / 54 WB with Eaton GB & Cursor Engine 1A shaft/LPK 2538/ LPT 3721/ LPT 3723/ LHD-RHDLPK 2528/ LPT 3723 / 35T 210HP Tractor,16T Cargo SA 20.4T GCM Mating UJ Cross: (147 X 52.04)
 OE No : 2880-4111-5101

TUBE YOKE (HALF YOKE)

HCV - SPL90 SERIES



115 mm
95mm/3.7"

SDTY0090L111S(INS-90-28-0014)

APPLICATIONS: AMW 2523TP; Eicher Terra 25T; 4923/2516TP/2519/NG2518/FVDP2523/U-2523 Inter Axle
Mating UJ Cross: (41.3 X 126)
OE No: 279-00-0158

HCV - 1710 SERIES



146 mm
95mm/3.7"

SDTY1710L102 (5011343)

APPLICATIONS: TATA LPO-1623 / 1618 / LPK 2516 600 GB / 4018 / LPO 1615 / LPT 3118 / LPO 1625 / LPO 1628 / LPT 2518 BS-III / LPT 2521 TC BS-IV / A-L 2516 MINING TIPPER / 3123 / 3118 / MAN 25 & 35 TON TRUCK
Mating UJ Cross: (155 X 49.2)

HCV - 1710 SERIES



129 mm
95mm/3.7"

SDTY1710L129(6-28-347)

APPLICATIONS: TATA LPO-1623 / 1618 / LPK 2516 600 GB / 4018 / LPO 1615 / LPT 3118 / LPO 1625 / LPO 1628 / LPT 2518 BS-III / LPT 2521 TC BS-IV / A-L 2516 MINING TIPPER / 3123 / 3118 / MAN 25 & 35 TON TRUCK
Mating UJ Cross: (49.2 X 173)
OE No: 279-00-0226

HCV - 2040 SERIES



108 mm
114.4mm/4.4"

SDTY2040D114 (2687404000040)

APPLICATIONS: TATA - LPS 4021/ LPO 1625/ LPO 1624/ LPO 1623; ULE 390/3518 4X2 3300 Tractor; BENZ 3123R 8X2 With PTO; MAHINDRA 16T TIPPER/ 35T / 40T 210HP TRACTOR
Mating UJ Cross: (47.68 X 135)

HCV - 2040 SERIES



150 mm
91.4mm/3.6"

SDTY2040ID92 (2687404700000)

APPLICATIONS: TATA- LPS 4928/ LPK 2528/ LPTA 1623, 1828, 3138/ LPK 3123/ TIPPER LPT 3721; MULTI axel COACH 3119/4936/4436TR; BENZ 4023 TT G131 3600 WB; EICHER Terra25/ Eaton 9SPD 25T 250(HP)HAULAGE
Mating UJ Cross: (47.68 X 135)

HCV - 2045 SERIES



148 mm
112.4mm/4.4"

SDTY2045D112 (2687454000040)

APPLICATIONS: TATA - LPS 4027,4923, 4928/ LPK 2523, 2528, 3123, 3128, 3138/ LPT 3128, 3721/ LPO 2630/ LPS 4023/LPTA 1623/ LPS 4038/ LPT 3723; 3123 Tipper/ 2523 TP 6X4; BENZ 2523C TRUCK/ 4023TT/ 4028TT; EICHER Terra 25 T 220HP
Mating UJ Cross: (52.04 X 147)

HCV - 2045 SERIES



161 mm
100.4mm/3.9"

SDTY2045ID100 (2687454700000)

APPLICATIONS: FV 2636 6X4 TIPPER/EXPORT-FV3136 TP; BENZ 3128C_Mining tipper_8X4_4500WB; Eicher 40T Tipper; TATA LPK 3138/ LPTA_1628/ LPK 2538/ LPTA 2038/ LPT 3721, 3723/ LHD/RHDLPK 2528/ LPK 2521, 2523
Mating UJ Cross: (52 X 147)

HCV - 2055 SERIES



156 mm
108.45mm/4.3"

SDTY2055D108 (2687554000000)

APPLICATIONS: 4936/4436TR;BHARATH BENZ 2528C/ 3128C/ 3128C_Mining tipper/ 4928TT Tractor; TATA LPTA 3138/ LPTA_1628/ LPTA 2038/ LPTA 2038/ LPK 2528
Mating UJ Cross: (57 X 152)

HCV - 2060 SERIES



152 mm
118.5mm/4.7"

SDTY2060D118 (2687604000000)

APPLICATIONS: VOLVO FM-400(8X4) TIPPER, FV 2636/ EXPORTFV3136; Eicher 40 Ton TIPPER; MAN -CLA 31.280 8X4 Tipper; LPK 3138/LPTA 3138/ISLELPK 3128/LPTA 5252/LPTA 5252/LPK 2538/LPK 2538/ RHDLPK 2528/ LPO 2138
Mating UJ Cross: (59 X 168)

MIDSHIP TUBE SHAFT (FRONT TEETH)

HCV - SPL-90 SERIES

160.3mm(6.3")
34 Splines
3.7"
Bearing ID - 45mm

SDMT0090D102 - 90-53-11

APPLICATIONS: AMW 2516HL,3116HL/ VECV 20.15, 33.25,30.25, 35.31/AL 2516 Super/25T
OE No: 279-00-0233

HCV - SPL-90 SERIES

157.8mm(6.2")
34 Splines
3.7"
Bearing ID - 55mm

SDMT0090D90 - INS-90-53-0020

APPLICATIONS: TATA LPT1112/912/LP913

HCV - SPL-90 SERIES

160.3mm/ 6.3"
34 Splines
3.7"
Bearing ID - 45mm

SDMT0090D95 - 5-53-271

APPLICATIONS: 2516 TCAC

HCV - SPL-90 SERIES

167mm(6.5")
34 Splines
3.7"
Bearing ID - 45mm

SDMT0090D95WS - INSKU-100551

APPLICATIONS: AL 3116, VECV 30.25/33.25
OE No: 5506-4111-0129

HCV - SPL-90 SERIES

160.3mm(6.3")
34 Splines
3.7"
Bearing ID - 45mm

SDMT0090D97 - 90-53-31

APPLICATIONS: 2214

HCV - SPL-90 SERIES

157.85mm(6.2")
34 Splines
3.7"
Bearing ID - 55mm

SDMT0090L158S - INSKU-100902

APPLICATIONS: TATA 2515/2518/1518 PH2

HCV - 90 SERIES

160.5mm/ 6.3"
34 Splines
3.7"
Bearing ID - 44.5mm

VDMT0090D95 - 10035798

APPLICATIONS: 2516 TCAC

HCV - 90 SERIES

199mm/ 7.8"
26 Splines
3.7"
Bearing ID - 69.5mm

VDMT0090D95WO - 10035802

APPLICATIONS: TATA 2518

HCV - 90 SERIES

159mm/ 6.2"
34 Splines
3.7"
Bearing ID - 54.7mm

VDMT0090L159 - 10047982

APPLICATIONS: TATA 2518 NM, 3516

MIDSHIP TUBE SHAFT (FRONT TEETH)

HCV - 90 SERIES

174.5mm(6.9")
26 Splines
3.7"
Bearing ID - 72mm

VDMT0090L175 - 10047973

APPLICATIONS: TATA 2518 (65 Dia)

HCV - 90 SERIES

196mm(7.7")
26 Splines
3.7"
Bearing ID - 68.7mm

VDMT0090L196 - 10047983

APPLICATIONS: TATA 2515/2518/2416

HCV - 1710 SERIES

190.5mm(7.5")
16 Splines
4"
Bearing ID - 73.2mm

SDMT1710D102 - 6-53-311

APPLICATIONS: AMW 2518HL/ AL 2516,4921,3121/ BHARATH BENZ 2523R/ MAN 25T/ Mahindra Navistar 25T/ TATA LPO1618,LPT3118,2518,2521
OE No: 279-00-0227

HCV - 2045 SERIES

145mm/ 5.7"
20 Splines
4.5"
Bearing ID -55mm

SDMT2045D120 - 2113551600003

APPLICATIONS: LPK 3128, LPK 3123, LPT 3721/ 3723/ 3718/ AL 3123/ 2523/ 3123

HCV - 2047 SERIES

145mm/ 5.7"
20 Splines
4.4"
Bearing ID -55mm

SDMT2047D120 - 02113551600004

APPLICATIONS: 3128.K 8X4 TIPPER 5250WB

HCV - 2055 SERIES

148.5mm/ 5.8"
26 Splines
4.7"
Bearing ID -70mm

SDMT2055L149 - 2113701600002

APPLICATIONS: LPTA 5252, FV 3136, CLA 31.280, PRO 8000
OE No: 2113-7016-00002

MCV - 90 SERIES

198mm/ 7.8"
26 Splines
3.4"
Bearing ID - 69.4mm

VDMTEQ90L204 -10021026

APPLICATIONS: TATA 1312 (Old)

COMPANION FLANGE (CENTER FLANGE)

HCV - SPL - 90 SERIES



34 Splines
8 Holes
77mm
130mm
Plain

SDCF0090L90I - INS-90-1-0017 / (8 HOLES)

APPLICATIONS: Eicher 33.25 6X2- GALAXY, LPT 2515 PH2/ TATA 1613 (CENTER FLANGE)
OE No: 2187-4111-3701

HCV - SPL - 90 SERIES



28 Splines
8 Holes
61.5 mm
174.5mm
Plain

VDCF0090D175G - 10021609 / (8 HOLES)

APPLICATIONS: ZF GEAR BOX (GEAR BOX FLANGE)

HCV - SPL - 90 SERIES



34 Splines
8 Holes
77.5 mm
130mm
Plain

VDCF0090H77I - 10025068 / (8 HOLES)

APPLICATIONS: TATA 1616/1613 (CENTER FLANGE)
OE No: 2187 4111 3701

HCV - SPL - 90 SERIES



34 Splines
4 Holes
60.5mm
150mm
Serrated

VDCF0090L72I - 10021167 / (4 HOLES)

APPLICATIONS: TATA 2518 (CENTER FLANGE)

HCV - SPL - 90 SERIES



34 Splines
8 Holes
78.7mm
150mm
Serrated

VDCF0090L77 - 10035803 / (8 HOLES)

APPLICATIONS: TATA 2518 (CENTER FLANGE)

HCV - SPL - 90 SERIES



34 Splines
4 Holes
78.5mm
150 mm
Serrated

VDCF0090L79T - 10047975 / (4 HOLES)

APPLICATIONS: TATA 2518 (CENTER FLANGE)

HCV - 1710 SERIES



16 Splines
4 Holes
79.5
150mm
Serrated

SDCF1710L97I - INSKU-100950 / (4 HOLES)

APPLICATIONS: TATA LPO 1618 BUS/LPT 3118, 2518, 2521/AMW 2518 /AMW 2518HL,TRACTOR /AMW 4X2,TIPPER 6X4/2516 TIPPER/4921 6X4 TRACTOR/3121/MAN - 25 T
OE No: 2846-4110-5104

HCV - 2055 SERIES



20 Splines
4 Holes
70 mm
180mm
Serrated

SDCF2055L70 - 2113555200504 / (4 HOLES)

APPLICATIONS: FVDP 3123,2523/ CLA 31.280, 18.280/ LPT 3127/2527/LPK 3128 (CENTER FLANGE)
OE No: 2113-5552-00504

HCV - 2055 SERIES



20 Splines
4 Holes
70.5 mm
155 mm
Serrated

SDCF2055L71I - 2113555200501 / (4 HOLES)

APPLICATIONS: TATA 3128 K 8X4 (CENTER FLANGE)
OE No: 5039-4110-5102

END YOKE

SCV - 1310 SERIES

27 Splines

77.1 mm

SDEY1310FMA - SKU-102

UJ to be used: 27 X 83
APPLICATIONS: NEW - Bajaj Tempo Trax (Rear & Front)
OE No: B008323500245

SCV - 1310 SERIES

27 Splines

91 mm

SDEY1310FMG - SKU-104

UJ to be used: 27 X 83
APPLICATIONS: Bajaj Tempo Trax (Output End)
OE No: B008152820145

SCV - 1310 SERIES

27 Splines

87 mm

SDEY1310GB16 - 2-4-7951-1

UJ to be used: 27 X 83
APPLICATIONS: SUMO/207 (Mfg. Before-2000)
OE No:2519-2620-5103

SCV - 1310 SERIES

27 Splines

89 mm

SDEY1310GB76 - 2-4-7971-1

UJ to be used: 27 X 83 APPLICATIONS: TELCO - GB Sierra Estate/ SUMO/ SAFARI/207DI/RX (Mfg. after-2000)
OE No: 2684-2620-05105

SCV - 1310 SERIES

16 Splines

82 mm

SDEY1310S16I - 2-4-8151-1

UJ to be used: 27 X 83
APPLICATIONS: SUMO/207/SUMO/SAFARI/207DI/RX
OE No: 2698-4110-5101

SCV - 1310 SERIES

26 Splines

86 mm

SDEY1310S26A / 2-4-8111-1

UJ to be used: 27 X 83
APPLICATIONS: SUMO/207/SUMO/SAFARI/207DI/RX
OE No: 2663-3535-5003

SCV - 1310 SERIES

27 Splines

87 mm

SDEY1310S27A - 2-4-7961-1

UJ to be used: 27 X 83
APPLICATIONS: Victa
OE No: 2663-3535-5002

MCV - 1550 SERIES

10 Splines

110.2 mm

SDEY1550S10I - 4-4-4211-1

UJ to be used: 34.9 X 126
APPLICATIONS: TATA 1510/1512/1612
OE No: 2632-4111-5104

HCV - SPL90 SERIES


34 Splines

113 mm

SDEY0090S34I - 90-4-11-1

UJ to be used: 41 X 126
APPLICATIONS: TCAC/Tusker 2214 (Int. Mediate)

PROPELLER SHAFT (DRIVE SHAFT)

SL. NO.	SMART/ ENGG PART NO.	APPLICATIONS	SERIES	OEM PART NO.	COUPLING	DRIVE SHAFT	PHOTOS
34	SDPP0090IA (10010304)	2518TP & 3118TP 6X4 TIPPER E9S BS-III REGULAR (SHORT COUPLE)	SPL-90		-	586 (23")	 <p>SDPP0090IA</p>
35	SDPP0090IA87 (5015656-0087)	2516TP 6X4 3900WB (INTERAXLE)	SPL-90		-	87 (3.4")	
36	SDPP0090S879 (IN-0713-0879)	2516 TCAC Tipper Direct Pump on GB - Rubber Boot (DRIVE SHAFT)	SPL-90		-	879 (35")	
37	SDPP0090IA60 (IN-1023-0060)	4421 H & 4921 H (COUPLING SHAFT)	SPL-90		-	604 (24")	
38	SDPP0090IATL616 (5016780)	FVDP 2523 TP 6X4 New Suspension (DRIVE SHAFT)	SPL-90		-	616 (24")	
39	SDPP0090M1498 (IN-0589-1498)	VIKING 210" ESO 623 (COUPLING SHAFT)	SPL-90		1498 (59")	-	
40	SDPP0090R1152 (IN-0641-1152)	231" CHEETAH BUS 4X2 (DRIVE SHAFT)	SPL-90		-	1152 (45")	
41	SDPP0090R1510 (5019665-1510)	Tata SK 1616 After Market (DRIVE SHAFT)	SPL-90		-	1510 (59")	
42	SDPP0090R640 (IN-0814-0604M)	Rear-2518-697 Shaft Assly. (DRIVE SHAFT)	SPL-90		-	604 (24")	
43	SDPP0090R911 (IN-0983-0911)	LPT 3118 TC Rear (DRIVE SHAFT)	SPL-90	2846 4112 0101	-	911 (36")	
44	SDPP0090RT524 (5015385-0524)	2515 Rear (DRIVE SHAFT)	SPL-90	2808 4112 0101	-	524 (21")	

HEAVY COMMERCIAL VEHICLES (HCV)

CROWN PINION

		
Superace, IntraV10, V20	Dost, Dost+	Dost, Dost+
SACW2186L4110	SACW2180409	SACW21804110
41/10	40/9	41/10
		
Intra V30	Sumo, xenon	Sumo, xenon
SACW2180K3908	SACW2216449R	SACW2216K3711
39/8	44/9	37/11
		
Sumo, xenon	Sumo, xenon	Sumo, xenon
SACW2216K419	SACW2216K438	SACW2216K4411
41/9	43/8	41/11
		
Yodha	Tata Ace 0.75T, Magic	Mega
SACW2216K4110	SACW2149B409	SACW2181K419
41/10	40/9 Banjo type	41/9

CROWN PINION



Mega

SACW2181KS449

44/9



Superace, IntraV10, V20

SACW2186KS449

44/9 Kit



Xylo

SACW2205K4411

44/11



Xylo

SACW22054110

41/10



Intra v10/v20

SACW2165KB398

39/8



BADA DOST

SACW2205B419K

41/9



Tata Ace Gold BS4

SACW2149B398AG

39/08



Tata Ace Gold BS6

SACW2149B367AG

36/7



Xenon Yodha BS6

SACW2216S4111

41/11



Intra V50



SACW2180K398V50

39/08

DIFFCASE

		
Tata Ace 0.75T, Magic	Tata Ace 0.75T, Magic	Tata Ace 0.75T, Magic
SADC2149HUB	SADC2149HUS	SADC2149KAB
Banjo type diffcase	Salisbury type Diffcase	Banjo type diffcase assembly
		
Tata Ace 0.75T, Magic	Tata Ace 0.75T, Magic	Tata Ace 0.75T, Magic
SADC2149KAS	SADC2149KDC	SADC2149KS
Salisbury type Diffcase assembly	Banjo type Star gear kit	Salisbury type Star gear Kit
		
Superace, Intra V10, V20	Superace, Mega, Intra V10, V20	Superace, Intra V10, V20
SADC2186HU	SADC2186HUS	SADC2186KSB
Banjo type Diffcase	Salisbury type Diffcase	Banjo type Star gear kit
		
Superace, Mega, Intra V10, V20	Dost, Dost+, IntraV30	Dost, Dost+, IntraV30
SADC2186KSS	SADC2180HU	SADC2180HA
Salisbury type Star gear kit	Diffcase	Diffcase Assembly

AXLE SHAFT

	Length - 682mm		Length - 705mm
	Hole - 4		Hole - 4
	Spline - 23		Spline - 23
SASH2149L682		SAAS2149L705	
Tata Ace		Tata ace	
	Length - 684mm		Length - 704mm
	Hole - 4		Hole - 4
	Spline - 27		Spline - 25
SASH2186L684		SASH2186L704	
SuperAce, Mega		SuperAce, Mega	
	Length - 650mm		Length - 727
	Hole - 4		Hole - 5
	Spline - 27		Spline - 27
SASH2180L650		SASH2180L727	
Dost		Dost+	
	Length - 624mm		Length - 768mm
			Hole - 5
	Spline - 27		Spline - 30
SASH2180L624		SASH2205L768	
Intra V30		Xylo	
	Length - 800mm		Length - 800mm
	Hole - 5		Hole - 5
	Spline - 30		Spline - 30
SASH2216D194L		SASH2216D194R	
Yodha (Left)		Yodha (Right)	